



Looking for the original pattern? You can find it [here](#).

MATERIALS

Red Heart® Super Saver® O'Go™ (Solids: 7 oz/198 g; 364 yds/333 m;
Prints: 5 oz/141 g; 236 yds/215 m)

Contrast A Black (7120)

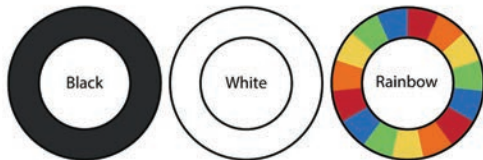
3 O'Gos or 976 yds/892 m

Contrast B White (7100)

3 O'Gos or 1007 yds/921 m

Contrast C Rainbow (7192)

3 O'Gos or 587 yds/537 m



Size U.S. H/8 (5 mm) crochet hook **or size needed to obtain gauge.**
Yarn needle.



CROCHET | SKILL LEVEL: **INTERMEDIATE**

ABBREVIATIONS

Approx = Approximately

Ch = Chain(s)

Cont = Continue(ity)

Dc = Double crochet

Mosaic Dc = Working in front

of chain spaces, work 1 dc in

skipped sc 3 rows below

Pat = Pattern

Rem = Remaining

Rep = Repeat

Rnd(s) = Round(s)

RS = Right side

Sc = Single crochet

Sl st(s) = Slip stitch(es)

St(s) = Stitch(es)

Tog = Together

Yoh = Yarn over hook

MEASUREMENTS

Approx 42½" x 56½" [108 x
142 cm].

GAUGE

13 sc and 14 rows = 4" [10 cm].

INSTRUCTIONS

Notes:

- To change color, work to last loops on hook of previous color. Yoh with new color, draw through rem loops and proceed with new color.
- Carry color when not in use loosely up side of work unless otherwise noted.

- Each skipped sc has ch-2 worked above it for 2 rows. This establishes the 'gap' where Mosaic Dc will later be worked. WS of your work maintains alternating 2-row striped pattern because you are working in front of chain spaces each time you work Mosaic Dc - you are never working around chain-spaces. The chain-spaces are positioned behind Mosaic Dc.
- Two skipped sc have ch-3 worked above it for two rows. Four skipped sc have ch-5 worked above it for two rows.
- To begin working with the O'Go format, carefully cut plastic tie where the ends of the O'Go meet.
- Pull tie to remove.
- Start crocheting!

Stripe Pat A

With A, work 6 rows. Join B.
 With B, work 2 rows.
 With A, work 2 rows. Break A.
 With B, work 6 rows. Join A.
 With A, work 2 rows.
 With B, work 2 rows.
 With A, work 4 rows.
 With B, work 4 rows.
 These 28 rows form Stripe Pat A.

Stripe Pat B

With B, work 4 rows. Join A.
 With A, work 2 rows.
 With B, work 2 rows.
 With A, work 24 rows.
 With B, work 2 rows.
 With A, work 2 rows. Break A.
 With B, work 4 rows.
 These 40 rows from Stripe Pat B.

Stripe Pat C

With B, work 4 rows.
 With A, work 4 rows.
 With B, work 2 rows.
 With A, work 2 rows. Break A.
 With B, work 6 rows. Join A.
 With A, work 2 rows.
 With B, work 2 rows. Break B.
 With A, work 6 rows.
 These 28 rows form Stripe Pat C.

BLANKET

With A, ch 132 (worked over foundation ch multiple of 16 ch + 4).
1st row: (RS). 1 sc in 2nd ch from hook. 1 sc in each ch to end of ch. Turn. 131 sts.
2nd row: Ch 1. 1 sc in each sc to end of row. Turn.
 First 2 rows of Stripe Pat A are complete.

Keeping cont of Stripe Pat A, rep last row 26 times more until Stripe Pat A is complete.

Cont in Interlocking Crochet Pat as follows (see diagram on page 6):

1st row: (RS). With B, ch 1. 1 sc in each sc to end of row. Turn.

2nd row: Ch 1. 1 sc in each st to end of row. Turn.

3rd row: With C, ch 1. 1 sc in first sc. *1 sc in next sc. Ch 2. Skip next sc. 1 sc in each of next 2 sc. Ch 5. Skip next 4 sc. 1 sc in next sc. Ch 5. Skip next 4 sc. 1 sc in each of next 2 sc. Ch 2. Skip next sc. Rep from * to last 2 sc. 1 sc in each of last 2 sc. Turn.

4th row: Ch 1. 1 sc in each of first 2 sc. *Ch 2. Skip next 2 ch. 1 sc in each of next 2 sc. (Ch 5. Skip next 5 ch. 1 sc in next sc) twice. 1 sc in next sc. Ch 2. Skip next 2 ch. 1 sc in next sc. Rep from * to last sc. 1 sc in last sc. Turn.

5th row: With B, ch 1. 1 sc in first sc. *Ch 2. Skip next sc. Mosaic Dc. Skip next 2 ch. Ch 2. Skip next sc. 1 sc in next sc. [(Mosaic Dc) 4 times. Skip next 5 ch. 1 sc in next sc] twice. Ch 2. Skip next sc. Mosaic Dc. Skip next 2 ch. Rep from * to last 2 sc. Ch 2. Skip next sc. 1 sc in last sc. Turn.

6th row: Ch 1. 1 sc in first sc. Ch 2. Skip next 2 ch. *1 sc in next st. Ch 2. Skip next 2 ch. 1 sc in each of next 11 sts. Ch 2. Skip next 2 ch. 1 sc in next st. Ch 2. Skip next 2 ch. Rep from * to last sc. 1 sc in last sc. Turn.

7th row: With C, ch 1. 1 sc in first sc. *Mosaic Dc. Skip next 2 ch. 1 sc in next sc. Mosaic Dc. Skip next 2 ch. Ch 2. Skip next sc. 1 sc in next sc. Ch 3. Skip next 2 sc. 1 sc in each of next 3 sc. Ch 3. Skip next 2 sc. 1 sc in next sc. Ch 2. Skip next sc. Mosaic Dc. Skip next 2 ch. 1 sc in next sc. Rep from * to last 2 ch. Mosaic Dc. Skip next 2 ch. 1 sc in last sc. Turn.

8th row: Ch 1. 1 sc in each of first 2 sts. *1 sc in each of next 2 sts. Ch 2. Skip next 2 ch. 1 sc in next st. Ch 3. Skip next 3 ch. 1 sc in each of next 3 sts. Ch 3. Skip next 3 ch. 1 sc in next st. Ch 2. Skip next 2 ch. 1 sc in each of next 3 sts. Rep from * to last sc. 1 sc in last sc. Turn.

9th row: With B, ch 1. 1 sc in first sc. *Ch 2. Skip next sc. 1 sc in each of next 2 sc. Mosaic Dc. Skip next 2 ch. Ch 2. Skip next sc. (Mosaic Dc) twice. Skip next 3 ch. Ch 2. Skip next sc. 1 sc in next sc. Ch 2. Skip next sc. (Mosaic Dc) twice. Skip next 3 ch. Ch 2. Skip next sc. Mosaic Dc. Skip next 2 ch. 1 sc in each of next 2 sc. Rep from * to last 2 sc. Ch 2. Skip next sc. 1 sc in last sc. Turn.

10th row: Ch 1. 1 sc in first sc. Ch 2. Skip next 2 ch. *1 sc in each of next 3 sts. (Ch 2. Skip next 2 ch. 1 sc in each of next 2 sts. Ch 2. Skip next 2 ch. 1 sc in next st) twice. 1 sc in each of next 2 sts. Ch 2. Skip next 2 ch. Rep from * to last sc. 1 sc in last sc. Turn.

11th row: With C, ch 1. 1 sc in first sc. *Mosaic Dc. Skip next 2 ch. Ch 2. Skip next sc. 1 sc in each of next 2 sc. Mosaic Dc. Skip next 2 ch. Ch 2. Skip next sc. 1 sc in next sc. Mosaic Dc. Skip next 2 ch. (Ch 2. Skip next sc. Mosaic Dc. Skip next 2 ch. 1 sc in next sc) twice. 1 sc in next sc. Ch 2. Skip next sc. Rep from * to last 2 ch. Mosaic Dc. Skip next 2 ch. 1 sc in last sc. Turn.

12th row: Ch 1. 1 sc in each of first 2 sts. *Ch 2. Skip next 2 ch. 1 sc in each of next 3 sts. (Ch 2. Skip next 2 ch. 1 sc in each of next 2 sts) twice. Ch 2. Skip next 2 ch. 1 sc in each of next 3 sts. Ch 2. Skip next 2 ch. 1 sc in next dc. Rep from * to last sc. 1 sc in last sc. Turn.

13th row: With B, ch 1. 1 sc in first sc. *Ch 2. Skip next sc. Mosaic Dc. Skip next 2 ch. Ch 2. Skip next sc. 1 sc in each of next 2 sc. Mosaic Dc. Skip next 2 ch. Ch 2. Skip next sc. 1 sc in next sc. Mosaic Dc. Skip next 2 ch. 1 sc in next sc. Ch 2. Skip next sc. Mosaic Dc. Skip next 2 ch. 1 sc in each of next 2 sc. Ch 2. Skip next sc. Mosaic Dc. Skip next 2 ch. Rep from * to last 2 sc. Ch 2. Skip next sc. 1 sc in next sc. Turn.

14th row: Ch 1. 1 sc in first sc. Ch 2. Skip next 2 ch. *1 sc in next st. (Ch 2. Skip next 2 ch. 1 sc in each of next 3 sts) 3 times. Ch 2. Skip next 2 ch. 1 sc in next st. Ch 2. Skip next 2 ch. Rep from * to last sc. 1 sc in last sc. Turn.

15th row: With C, ch 1. 1 sc in first sc. Mosaic Dc. Skip next 2 ch. 1 sc in next sc. Mosaic Dc. Skip next 2 ch. Ch 2. Skip next sc. 1 sc in each of next 2 sc. Mosaic Dc. Skip next 2 ch. Ch 2. Skip next sc. 1 sc in next sc. Ch 2. Skip next sc. Mosaic Dc. Skip next 2 ch. 1 sc in each of next 2 sc. Ch 2. Skip next sc. Mosaic Dc. Skip next 2 ch. 1 sc in next sc. Rep from * to last 2 ch. Mosaic Dc. Skip next 2 ch. 1 sc in last sc. Turn.

16th row: Ch 1. 1 sc in each of first 2 sts. *1 sc in each of next 2 sts. Ch 2. Skip next 2 ch. 1 sc in each of next 3 sts. Ch 2. Skip next 2 ch. 1 sc in next st. (Ch 2. Skip next 2 ch. 1 sc in each of next 3 sts) twice. Rep from * to last sc. 1 sc in last sc. Turn.

17th row: With B, ch 1. 1 sc in first sc. *(Ch 2. Skip next sc. 1 sc in each of next 2 sc. Mosaic Dc. Skip next 2 ch) twice. (Ch 2. Skip next sc. Mosaic Dc. Skip next 2 ch. 1 sc in each of next 2 sc) twice. Rep from * to last 2 sc. Ch 2. Skip next sc. 1 sc in last sc. Turn.

18th row: Ch 1. 1 sc in first sc. Ch 2. Skip next 2 ch. *(1 sc in each of next 3 sts. Ch 2. Skip next 2 ch) 4 times. Rep from * to last sc. 1 sc in last sc.

19th row: With C, ch 1. 1 sc in first sc. *(Mosaic Dc. Skip next 2 ch. Ch 2. Skip next sc. 1 sc in each of next 2 sc) twice. (Mosaic Dc. Skip next 2 ch. 1 sc in each of next 2 sc. Ch 2. Skip next sc) twice. Rep from * to last 2 ch. Mosaic Dc. Skip next 2 ch. 1 sc in last sc. Turn.

20th row: Ch 1. 1 sc in each of first 2 sts. *Ch 2. Skip next 2 ch. 1 sc in each of next 3 sts. Ch 2. Skip next 2 ch. 1 sc in each of next 5 sts. Ch 2. Skip next 2 ch. 1 sc in each of next 3 sts. Ch 2. Skip next 2 ch. 1 sc in next st. Rep from * to last sc. 1 sc in last sc. Turn.

21st row: With D, ch 1. 1 sc in first sc. *1 sc in next sc. Mosaic Dc. Skip next 2 ch. Ch 2. Skip next sc. 1 sc in each of next 2 sc. Mosaic Dc. Skip next 2 ch. Ch 2. Skip next sc. 1 sc in each of next 3 sc. Ch 2. Skip next sc. Mosaic Dc. Skip next 2 ch. 1 sc in each of next 2 sc. Ch 2. Skip next sc. Mosaic Dc. Skip next 2 ch. Rep from * to last 2 sc. 1 sc in each of last 2 sc. Turn.

22nd row: Ch 1. 1 sc in each of first 2 sc. *1 sc in next st. (Ch 2. Skip next 2 ch. 1 sc in each of next 3 sts) 3 times. Ch 2. Skip next 2 ch. 1 sc in each of next 2 sts. Rep from * to last sc. 1 sc in last sc. Turn.

23rd row: With C, Ch 1. 1 sc in first sc. *[1 sc in each of next 2 sc. Mosaic Dc. Skip next 2 ch. Ch 2. Skip next sc] twice. 1 sc in next sc. Ch 2. Skip next sc. Mosaic Dc. Skip next 2 ch. 1 sc in each of next 2 sc. Ch 2. Skip next sc. Mosaic Dc. Skip next 2 ch. 1 sc in next sc. Rep from * to last 2 sc. 1 sc in each of last 2 sc. Turn.

24th row: Ch 1. 1 sc in each of first 2 sts. *1 sc in each of next 2 sts. Ch 2. Skip next 2 ch. 1 sc in each of next 3 sts. Ch 2. Skip next 2 ch. 1 sc in next st. (Ch 2. Skip next 2 ch. 1 sc in each of next 3 sts) twice. Rep from * to last sc. 1 sc in last sc. Turn.

25th row: With B, ch 1. 1 sc in first sc. *(Ch 2. Skip next sc. 1 sc in each of next 2 sc. Mosaic Dc. Skip next 2 ch) twice. (Ch 2. Skip next sc. Mosaic Dc. Skip next 2 ch. 1 sc in each of next 2 sc) twice. Rep from * to last 2 sc. Ch 2. Skip next sc. 1 sc in next sc. Turn.

26th row: Ch 1. 1 sc in first sc. Ch 2. Skip next 2 ch. *(1 sc in each of next 3 sts. Ch 2. Skip next 2 ch) 4 times. Rep from * to last sc. 1 sc in last sc. Turn.

27th row: With C, ch 1. 1 sc in first sc. *Mosaic Dc. Skip next 2 ch. Ch 3. Skip next 2 sc. 1 sc in next sc. Mosaic Dc. Skip next 2 ch. Ch 2. Skip next sc. 1 sc in each of next 2 sc. Mosaic Dc. Skip next 2 ch. 1 sc in each of next 2 sc. Ch 2. Skip next sc. Mosaic Dc. Skip next 2 ch. 1 sc in next sc. Ch 3. Skip next 2 sc. Rep from * to last 2 ch. Mosaic Dc. Skip next 2 ch. 1 sc in last sc. Turn.

28th row: Ch 1. 1 sc in each of first 2 sts. *Ch 3. Skip next 3 ch. 1 sc in each of next 2 sts. Ch 2. Skip next 2 ch. 1 sc in each of next 5 sts. Ch 2. Skip next 2 ch. 1 sc in each of next 2 sts. Ch 3. Skip next 3 ch. 1 sc in next dc. Rep from * to last sc. 1 sc in last sc. Turn.

29th row: With B, ch 1. 1 sc in first sc. *Ch 2. Skip next sc. (Mosaic Dc) twice. Skip next 3 ch. 1 sc in next sc. Ch 2. Skip next sc. Mosaic Dc. Skip next 2 ch. 1 sc in each of next 2 sc. Ch 2. Skip next sc. 1 sc in each of next 2 sc. Mosaic Dc. Skip next 2 ch. Ch 2. Skip next sc. 1 sc in next sc. (Mosaic Dc) twice. Skip next 3 ch. Rep from * to last 2 sc. Ch 2. Skip next sc. 1 sc in last sc. Turn.

30th row: As 26th row.

31st row: With C, Ch 1. 1 sc in first sc. *(Mosaic Dc. Skip next 2 ch. 1 sc in each of next 2 sc. Ch 2. Skip next sc) twice. (Mosaic Dc. Skip next 2 ch. Ch 2. Skip next sc. 1 sc in each of next 2 sc) twice. Rep from * to last 2 ch. Mosaic Dc. Skip next 2 ch. 1 sc in last sc. Turn.

32nd row: As 24th row.

33rd row: With B, ch 1. 1 sc in first sc. *(1 sc in each of next 2 sc. Ch 2. Skip next sc. Mosaic Dc. Skip next 2 ch) twice. 1 sc in next sc. Mosaic Dc. Skip next 2 ch. Ch 2. Skip next sc. 1 sc in each of next 2 sc. Mosaic Dc. Skip next 2 ch. Ch 2. Skip next sc. 1 sc in next sc. Rep from * to last 2 sc. 1 sc in each of last 2 sc. Turn.

34th row: As 22nd row.

35th row: With C, ch 1. 1 sc in first sc. *1 sc in next sc. Ch 2. Skip next sc. Mosaic Dc. Skip next 2 ch. 1 sc in each of next 2 sc. Ch 2. Skip next sc. Mosaic Dc. Skip next 2 ch. 1 sc in each of next 3 sc. Mosaic Dc. Skip next 2 ch. Ch 2. Skip next sc. 1 sc in each of next 2 sc. Mosaic Dc. Skip next 2 ch. Ch 2. Skip next sc. Rep from * to last 2 sc. 1 sc in each of next 2 sc. Turn.

36th row: As 20th row.

37th row: With B, ch 1. 1 sc in first sc. *(Ch 2. Skip next sc. Mosaic Dc. Skip next 2 ch. 1 sc in each of next 2 sc) twice. (Ch 2. Skip next sc. 1 sc in each of next 2 sc. Mosaic Dc. Skip next 2 ch) twice. Rep from * to last 2 sc. Ch 2. Skip next sc. 1 sc in last sc. Turn.

38th row: As 18th row.

39th row: With C, ch 1. 1 sc in first sc. *Mosaic Dc. Skip next 2 ch. 1 sc in each of next 2 sc. Ch 2. Skip next sc) twice. Mosaic Dc. Skip next 2 ch. Ch 2. Skip next sc. 1 sc in each of next 2 sc) twice. Rep from * to last 2 ch. Mosaic Dc. Skip next 2 ch. 1 sc in last sc. Turn.

40th row: As 16th row.

41st row: With B, ch 1. 1 sc in first sc. *Ch 2. Skip next sc. 1 sc in next sc. Ch 2. Skip next sc. Mosaic Dc. Skip next 2 ch. 1 sc in each of next 2 sc. Ch 2. Skip next sc. Mosaic Dc. Skip next 2 ch. 1 sc in next sc. Mosaic Dc. Skip next 2 ch. Ch 2. Skip next sc. 1 sc in each of next 2 sc. Mosaic Dc. Skip next 2 ch. Ch 2. Skip next sc. 1 sc in next sc. Rep from * to last 2 sc. Ch 2. Skip next sc. 1 sc in last sc. Turn.

42nd row: As 14th row.

43rd row: With C, ch 1. 1 sc in first sc. *Mosaic Dc. Skip next 2 ch. Ch 2. Skip next sc. Mosaic Dc. Skip next 2 ch. 1 sc in each of next 2 sc. Ch 2. Skip next sc. Mosaic Dc. Skip next 2 ch. 1 sc in next sc. Ch 2. Skip next sc. 1 sc in next sc. Mosaic Dc. Skip next 2 ch. Ch 2. Skip next sc. Rep from * to last 2 ch. Mosaic Dc. Skip next 2 ch. 1 sc in last sc. Turn.

44th row: As 12th row.

45th row: With B, ch 1. 1 sc in first sc. *Ch 2. Skip next sc. Mosaic Dc. Skip next 2 ch. 1 sc in each of next 2 sc. Ch 2. Skip next sc. Mosaic Dc. Skip next 2 ch. 1 sc in next sc. Ch 2. Skip next sc. Mosaic Dc. Skip next 2 ch. 1 sc in next sc. Ch 2. Skip next sc. Mosaic Dc. Skip next 2 ch. Ch 2. Skip next sc. 1 sc in each of next 2 sc. Mosaic Dc. Skip next 2 ch. Rep from * to last 2 sc. Ch 2. Skip next sc. 1 sc in last sc. Turn.

46th row: As 10th row.

47th row: With C, ch 1. 1 sc in first sc. *Mosaic Dc. Skip next 2 ch. 1 sc in each of next 2 sc. Ch 2. Skip next sc. Mosaic Dc. Skip next 2 ch. Ch 3. Skip next 2 sc. Mosaic Dc. Skip next 2 ch. 1 sc in next sc. Mosaic Dc. Skip next 2 ch. Ch 3. Skip next 2 sc.

Mosaic Dc. Skip next 2 ch. Ch 2. Skip next sc. 1 sc in each of next 2 sc. Rep from * to last 2 ch. Mosaic Dc. Skip next 2 ch. 1 sc in last sc. Turn.

48th row: As 8th row.

49th row: With B, ch 1. 1 sc in first sc. *Ch 2. Skip next sc. 1 sc in next sc. Ch 2. Skip next sc. Mosaic Dc. Skip next 2 ch. 1 sc in next sc. (Mosaic Dc) twice. Skip next 3 ch. 1 sc in each of next 3 sc. (Mosaic Dc) twice. Skip next 3 ch. 1 sc in next sc. Mosaic Dc. Skip next 2 ch. Ch 2. Skip next sc. 1 sc in next sc. Rep from * to last 2 sc. Ch 2. Skip next sc. 1 sc in last sc. Turn.

50th row: As 6th row.

51st row: With C, ch 1. 1 sc in first sc. *Mosaic Dc. Skip next 2 ch. Ch 2. Skip next sc. Mosaic Dc. Skip next 2 ch. 1 sc in next sc. (Ch 5. Skip next 4 sc. 1 sc in next sc) twice. Mosaic Dc. Skip next 2 ch. Ch 2. Skip next sc. Rep from * to last 2 ch. Mosaic Dc. Skip next 2 ch. 1 sc in last sc. Turn.

52nd row: As 4th row.

53rd row: With B, ch 1. 1 sc in first sc. *1 sc in next sc. Mosaic Dc. Skip next 2 ch. 1 sc in each of next 2 sc. (Mosaic Dc) 4 times. Skip next 5 ch. 1 sc in next sc. (Mosaic Dc) 4 times.

Skip next 5 ch. 1 sc in each of next 2 sc. Mosaic Dc. Skip next 2 ch. Rep from * to last 2 sc. 1 sc in each of last 2 sc. Turn.

54th row: As 2nd row.

These 54 rows complete Interlocking Crochet Pat.

With B, beg working Stripe Pat B and proceed as follows:

Next row: (RS). Ch 1. 1 sc in each sc to end of row. Turn.

First row of Stripe Pat B is complete. Keeping cont of Stripe Pat B rep last row 39 times more until Stripe Pat B is complete then proceed as follows:

Next 54 rows: Rep 1st to 54th rows of Interlocking Crochet Pat once more.

With B, beg working Stripe Pat C and proceed as follows:

Next row: (RS). Ch 1. 1 sc in each sc to end of row. Turn.

First row of Stripe Pat C is complete. Keeping cont of Stripe Pat C rep last row 27 times more until Stripe Pat C is complete. Fasten off.

FINISHING

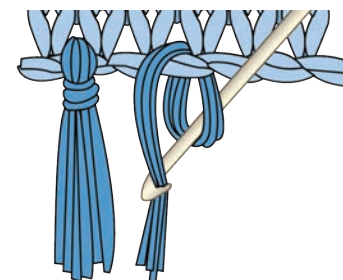
Edging: With RS facing, join A with sl st to any corner of Blanket.

1st rnd: (RS). Ch 1. Work sc evenly around Blanket, enclosing yarn carried up side of work and working 3 sc in each corner. Join with sl st to first sc.


2nd to 4th rnds: Ch 1. 1 sc in each sc around, working 3 sc in each corner sc. Join with sl st to first sc. Fasten off.

Fringe

Cut strands of A, B and C 12" [30.5 cm] long. Taking 3 strands tog (one of each color), fold in half and knot into fringe in every other st across Bottom and Top edges of Blanket. Trim fringe evenly.



INTERLOCKING CROCHET PAT



16 STITCH REPEAT

REDUCED SAMPLE OF PATTERN

STITCH KEY

- = chain (ch)
- + = single crochet (sc)
- ⌈ = mosaic double crochet (Mosaic Dc)

