

Sunshine Shawl

DESIGN BY **BECKY STEVENS**

SKILL LEVEL



EASY

FINISHED MEASUREMENTS

20 x 60 inches

MATERIALS

- Berroco Comfort medium (worsted) weight yarn (3½ oz/210 yds/100g per ball):
5 balls #9712 buttercup
- Size H/8/5mm crochet hook or size needed to obtain gauge



GAUGE

3 sts = 1 inch; 2 rows = 1 inch

PATTERN NOTES

Shawl is worked in a multiple of 14 plus 12. To make shawl wider, add rows in that increment.

Chain-2 at beginning of row counts as first double crochet unless otherwise stated.

INSTRUCTIONS

SHAWL

Row 1: Ch 68 loosely, sc in 2nd ch and each rem ch across, turn. (67 sts)

Row 2: Ch 2 (see *Pattern Notes*), sk same st as beg ch-2, sk next st, dc in each of next 3 sts, 3 dc in next st, dc in each of next 3 sts, *sk next 3 sts, ({dc, ch 1} 4 times, dc) in next st, sk next 3 sts, dc in each of next 3 sts, 3 dc in next st, dc in each of next 3 sts, rep from * 3 more times, sk next st, dc in last st, turn.



Row 3: Ch 2, sk same st as beg ch-2 and next st, dc in each of next 3 sts, 3 dc in next st, dc in each of next 3 sts, *sk next 2 dc, [(sc, ch 3) in next ch-1 sp] 3 times, sc in next ch-1 sp, sk next 2 dc, dc in each of next 3 dc, 3 dc in next st, dc in each of next 3 sts, rep from * 3 more times, sk last dc and work dc in top of beg ch-2, turn.

Row 4: Ch 2, sk same st as beg ch-2, sk next st, dc in each of next 3 sts, 3 dc in next st, dc in each of next 3 sts, *sk next dc, sc, ch-3 sp and sc, ({dc, ch 1} 4 times, dc) in center ch-3 sp, sk next sc, ch-3 sp, sc and dc, dc in each of next 3 dc, 3 dc in next st, dc in each of next 3 sts, rep from * across to last 2 dc, sk next dc, dc in top of beg ch-2.

Rows 5-104: [Rep rows 3 and 4 alternately] 52 times or until Shawl reaches desired length, ending with row 4, turn.

Row 105: Ch 1, sc in each st and ch-1 sp across. Fasten off and weave in ends. ■



STITCH GUIDE

Need help? [▶ StitchGuide.com](http://StitchGuide.com) • ILLUSTRATED GUIDES • HOW-TO VIDEOS

STITCH ABBREVIATIONS

beg	begin/begins/beginning
bpdc	back post double crochet
bpsc	back post single crochet
bptr	back post treble crochet
CC	contrasting color
ch(s)	chain(s)
ch	refers to chain or space previously made (i.e., ch-1 space)
ch sp(s)	chain space(s)
cl(s)	cluster(s)
cm	centimeter(s)
dc	double crochet (singular/plural)
dc dec	double crochet 2 or more stitches together, as indicated
dec	decrease/decreases/decreasing
dtr	double treble crochet
ext	extended
fpdc	front post double crochet
fpdc	front post single crochet
fpdc	front post treble crochet
g	gram(s)
hdc	half double crochet
hdc dec	half double crochet 2 or more stitches together, as indicated
inc	increase/increases/increasing
lp(s)	loop(s)
MC	main color
mm	millimeter(s)
oz	ounce(s)
pc	popcorn(s)
rem	remain/remains/remaining
rep(s)	repeat(s)
rnd(s)	round(s)
RS	right side
sc	single crochet (singular/plural)
sc dec	single crochet 2 or more stitches together, as indicated
sk	skip/skipped/skipping
sl st(s)	slip stitch(es)
sp(s)	space(s)/spaced
st(s)	stitch(es)
tog	together
tr	treble crochet
trtr	triple treble
WS	wrong side
yd(s)	yard(s)
yo	yarn over

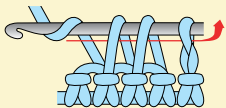
YARN CONVERSION

OUNCES TO GRAMS	GRAMS TO OUNCES
1.....28.4	25.....7/8
2.....56.7	40.....1 1/2
3.....85.0	50.....1 3/4
4.....113.4	100.....3 1/2

UNITED STATES UNITED KINGDOM

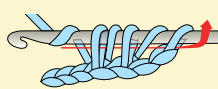
sl st (slip stitch)	=	sc (single crochet)
sc (single crochet)	=	dc (double crochet)
hdc (half double crochet)	=	htr (half treble crochet)
dc (double crochet)	=	tr (treble crochet)
tr (treble crochet)	=	dtr (double treble crochet)
dtr (double treble crochet)	=	ttr (triple treble crochet)
skip	=	miss

Single crochet decrease (sc dec):
(Insert hook, yo, draw lp through) in each of the sts indicated, yo, draw through all lps on hook.



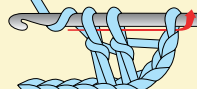
Example of 2-sc dec

Half double crochet decrease (hdc dec):
(Yo, insert hook, yo, draw lp through) in each of the sts indicated, yo, draw through all lps on hook.



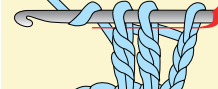
Example of 2-hdc dec

Double crochet decrease (dc dec): (Yo, insert hook, yo, draw lp through, yo, draw through 2 lps on hook) in each of the sts indicated, yo, draw through all lps on hook.



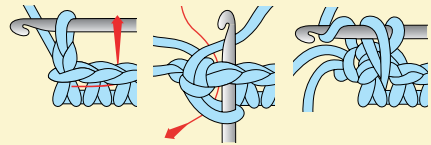
Example of 2-dc dec

Treble crochet decrease (tr dec): Holding back last lp of each st, tr in each of the sts indicated, yo, pull through all lps on hook.

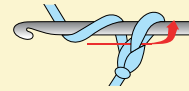


Example of 2-tr dec

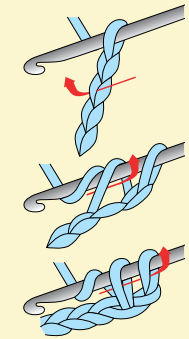
Reverse single crochet (reverse sc): Ch 1, sk first st, working from left to right, insert hook in next st from front to back, draw up lp on hook, yo and draw through both lps on hook.



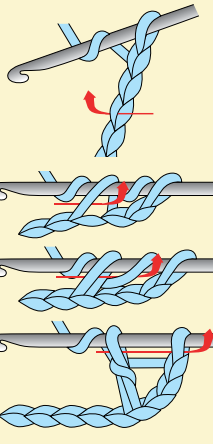
Chain (ch): Yo, pull through lp on hook.



Single crochet (sc): Insert hook in st, yo, pull through st, yo, pull through both lps on hook.

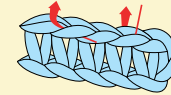


Double crochet (dc): Yo, insert hook in st, yo, pull through st, [yo, pull through 2 lps] twice.

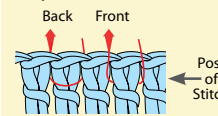


Front loop (front lp) Back loop (back lp)

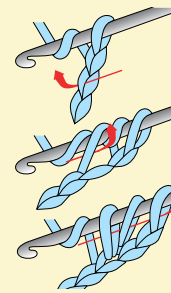
Front Loop Back Loop



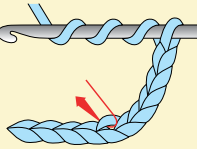
Front post stitch (fp): Back post stitch (bp): When working post st, insert hook from right to left around post of st on previous row.



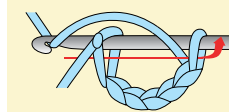
Half double crochet (hdc): Yo, insert hook in st, yo, pull through st, yo, pull through all 3 lps on hook.



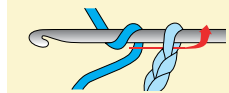
Double treble crochet (dtr): Yo 3 times, insert hook in st, yo, pull through st, [yo, pull through 2 lps] 4 times.



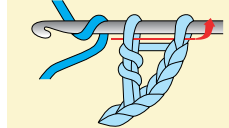
Slip stitch (sl st): Insert hook in st, pull through both lps on hook.



Chain color change (ch color change): Yo with new color, draw through last lp on hook.



Double crochet color change (dc color change): Drop first color, yo with new color, draw through last 2 lps of st.



Treble crochet (tr): Yo twice, insert hook in st, yo, pull through st, [yo, pull through 2 lps] 3 times.

